

Description

24 110 SMD fuse for the small size and good electrical performance, reliability and quality.

Electrical Characteristics		
Rated Current	1.0In	2.0In
500mA~2A	4 hour minimum	120 sec maximum

Features

- Designed to UL 248-14
- Compatible with reflow and wave soldering
- One time positive disconnect
- RoHS compliant

Specifications

Specification						
Part No.	Rated Voltage	Rated Current (A)	Breaking Capacity (A) ¹	Typical Cold Resistance (mOhms) ²	Typical Voltage Drop (mV)	Typical Pre-Arcing I ² t (A ² Sec) ³
	AC		250VAC			
24 110.0.5	250V	500mA	100A	600	410	0.053
24 110.0.8		800mA		306	370	0.510
24 110.1		1A		256	360	0.85
24 110.1.25		1.25A		188	300	0.83
24 110.2		2A		90	273	3.20

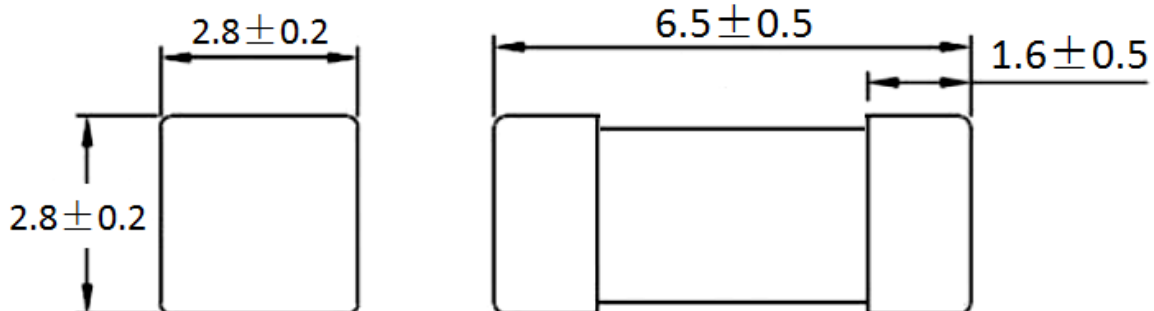
1. AC Interrupting Rating (measured at designated voltage, 100% power factor); DC Interrupting Rating (measured at designated voltage, time constant of less than 50 microseconds, battery source)

2. DC Cold Resistance are measured at <10% of rated current in ambient temperature of 25°C

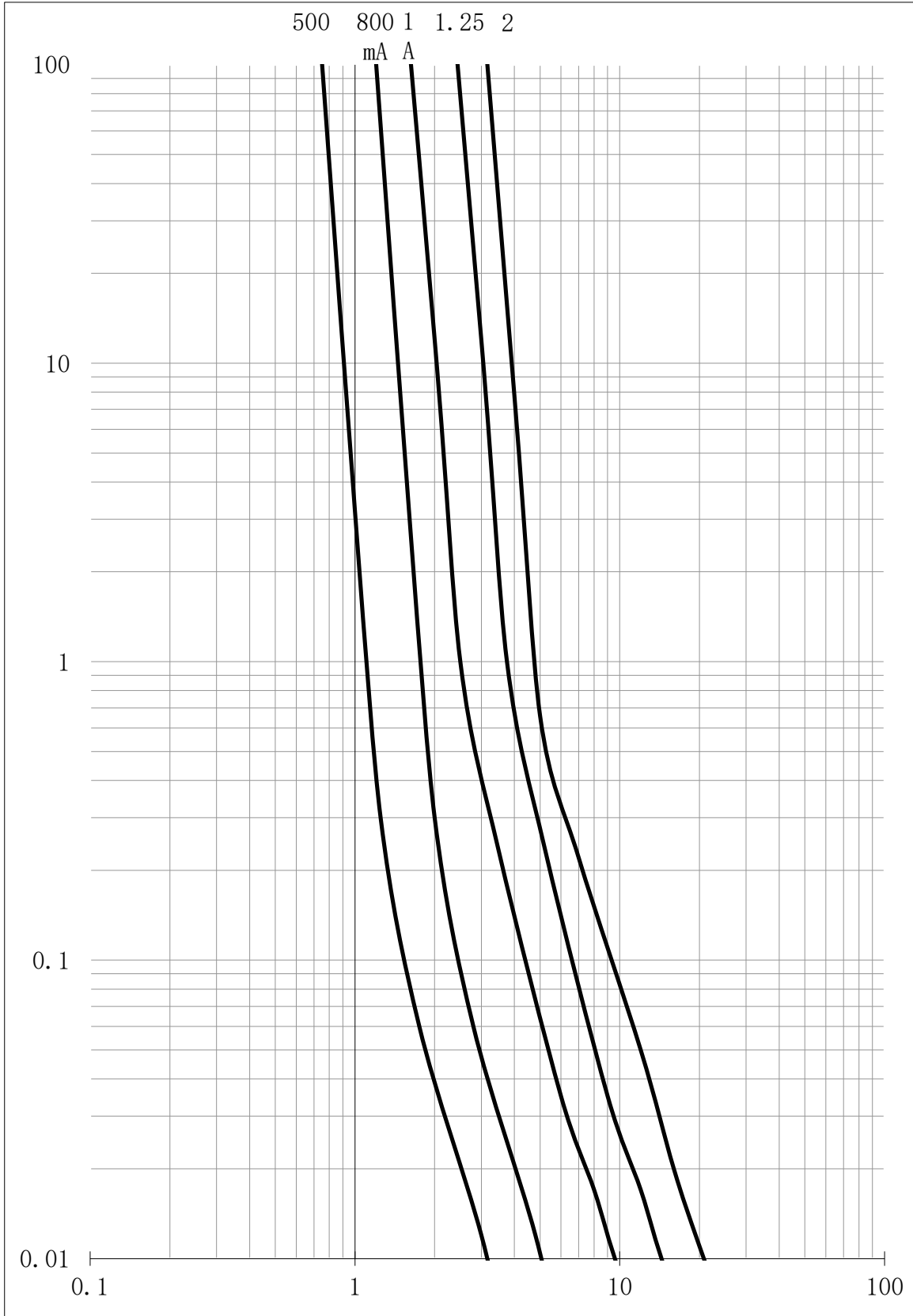
3. Typical Pre-arcing I²t are measured at 10In Current

Dimension

Drawing not to scale (Unit: mm)



Time-Current Curves





ADVANCED SURGETECH MATERIALS

2410 Time Delay 250V SMD Fuses

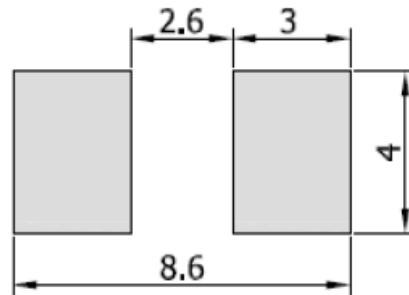
24 110 Series

Rev.: Nov, 2018



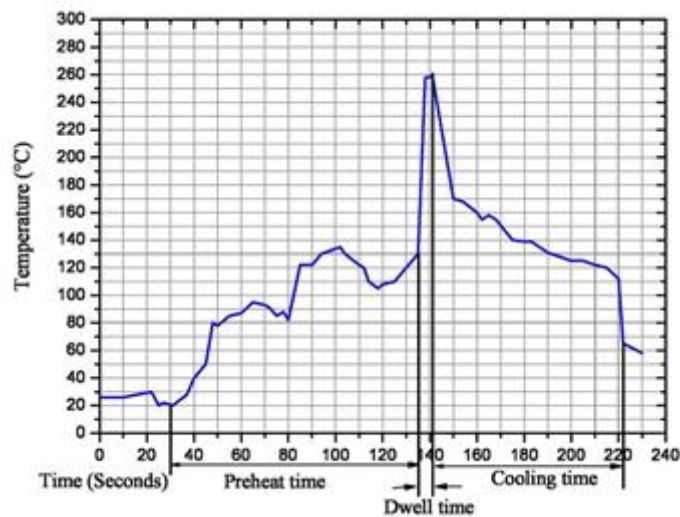
Soldering method

- Recommended land pattern (mm)



- Wave solder
 - Reservoir temperature: 260°C
 - Time in reservoir: 5seconds maximum
- Infrared reflow
 - Temperature: 260°C
 - Time: 10 seconds maximum

Solder reflow profile



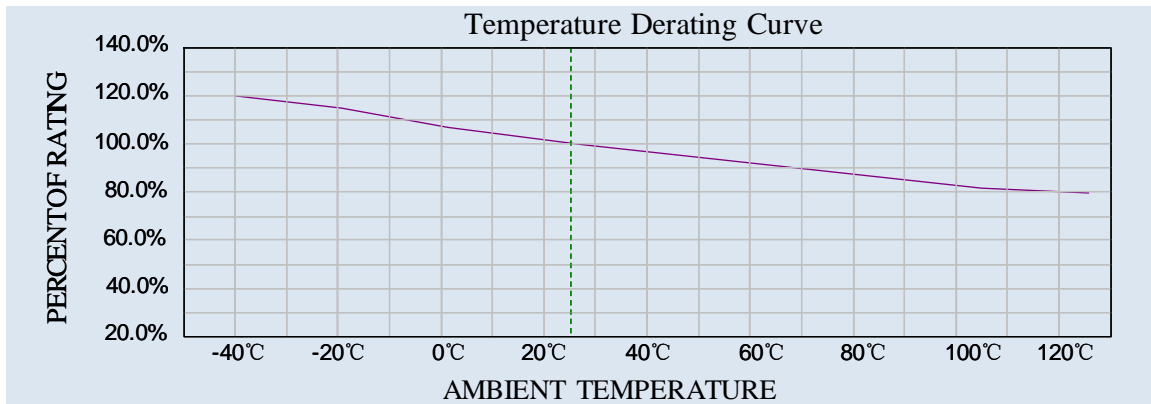
Temperature Derating Curve

Normal ambient temperature: 23+/-3°C

Operating temperature: -55 ~ 125°C, with proper correction factor applied



ADVANCED SURGETECH MATERIALS
2410 Time Delay 250V SMD Fuses
24 110 Series



Package

1000 fuses on 12mm tape-and-reel per EIA Standard 481.

--- End of Document ---