

500VAC/DC, High Speed Fuse
A180501 Series

Description 描述

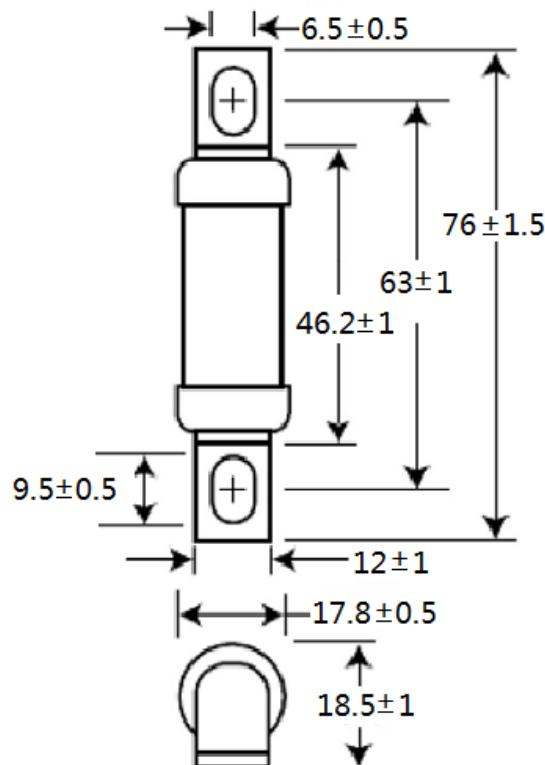
- High Speed fuse 快速熔断器
- Stud-mount 螺栓安装
- Excellent DC performance 卓越的直流分断能力

Specifications 电气特性

Ordering P/N 订购料号	Electrical Characteristics					
	Rated Current 额定电流(Amp)	Rated Voltage 额定电压	Breaking Capacity 分断能力(kA)	Energy Integrals I ² t (A ² S)		Power Loss (W)
				Pre-Arcing	Clearing at 500V	
A180501-35	35A	500Vac 500Vdc	50kA	220	1000	6
A180501-40	40A			280	1250	6.5
A180501-45	45A			405	1800	7.5
A180501-50	50A			500	2300	8.7
A180501-60	60A			750	3300	10.5
A180501-70	70A			880	3900	12
A180501-80	80A			960	4300	15
A180501-90	90A			1200	5400	17
A180501-100	100A			1400	6500	18.5

Dimension (mm)尺寸

单体/Single

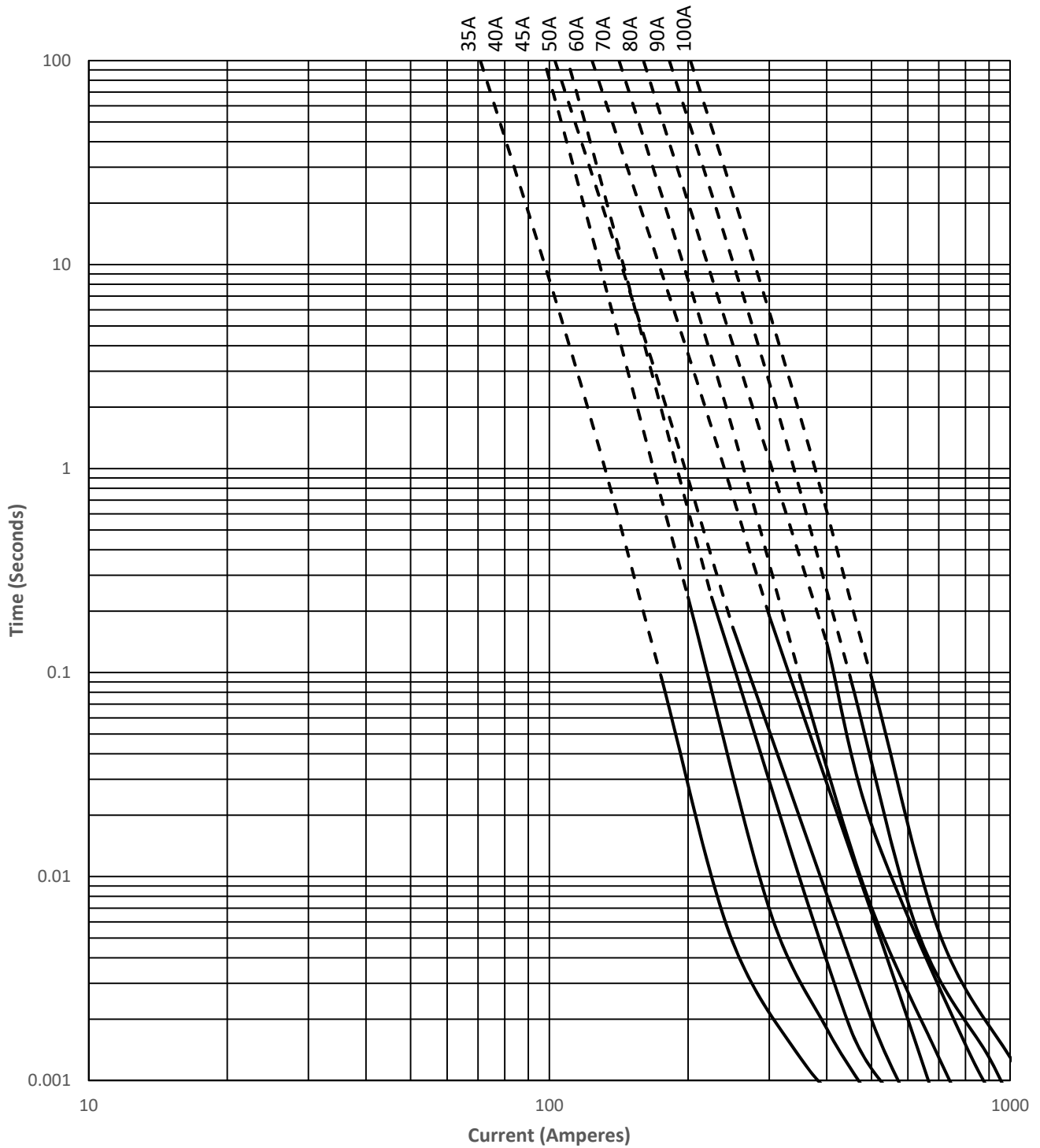


500VAC/DC, High Speed Fuse
A180501 Series



Time-Current Curve 时间电流曲线

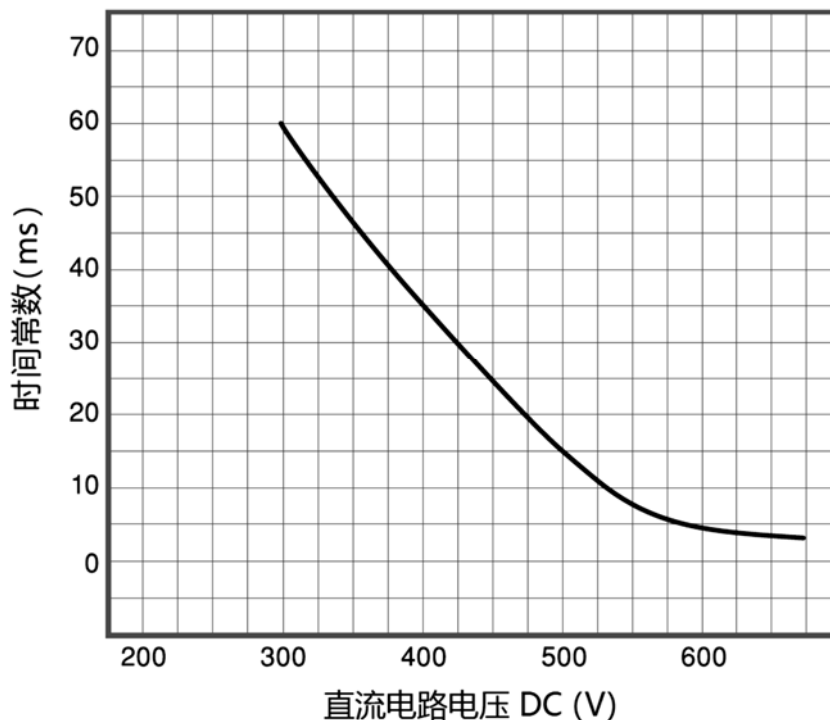
Time Current Curve



500VAC/DC, High Speed Fuse
A180501 Series

Application Note

- A fuse is easily influenced by its surrounding atmosphere and by the power of the continuous electric current passing through it. To lengthen the life span of your fuses, ensure that your target workload is less than 65% of their rated current.
熔断器工作时容易受到周围环境及持续通过的电流的影响, 为了延长熔断器的使用寿命, 必须确保熔断器的负载电流小于额定电流的 65%.
- When using a fuse in a DC circuit, depending on the circuit condition, you may have to use a higher rated voltage fuse than the circuit voltage. (See time constant graph below)
当应用于直流回路保护时, 根据直流回路的实际条件, 有时必须确保熔断器的额定电压高于回路电压(参考下面直流电路的调额曲线).



Re-rating curve of L/R-Rated voltage in DC circuit.

直流电路中时间常数-熔断器额定电流的调额曲线

- If there is a possibility of due to an over loaded current which is in dot-line zone of TCC curve, the fuse should be used in conjunction with other protectors.
如果回路中出现低倍过载电流(落在时间-电流曲线的虚线区域), 那么熔断器应该配合其他的保护装置共同使用.

500VAC/DC, High Speed Fuse
A180501 Series

- When the applied current is lower than the rated current, you can get the value of the power loss as follow:

Power loss of rated current * Coefficient α of the applied current.

当通电电流小于额定电流时, 可以通过如下修正公式得到熔断器的实际功率损耗:

额定电流下的功率损耗 * 修正系数 α

