

## 500VAC, 6x32mm, Fast Acting Fuse HV682.XX Series

### Description

- High inrush withstand capability, high breaking capacity under 500VAC
- Special Engineering Material tube, Silver plated cap construction
- High breaking capacity for high energy application
- RoHS and Lead Free material

Electrical Characteristics	
1.0In	4 hours, Minimum
2.5In	60 Seconds, Maximum

### Application

- 3 Phase Power Supplies
- AC/DC module for EV/EV charging

### Specifications

Part No.	Rated Voltage	Rated Current	Breaking Capacity (A)	Typical Cold. Resistance (mOhms)	Typical Pre-Arcing I <sup>2</sup> t (A <sup>2</sup> Sec)
	AC				
HV682.20	500V	20A	1000 10000*	5.1	268
HV682.25		25A		4.0	465
HV682.30		30A		3.0	873

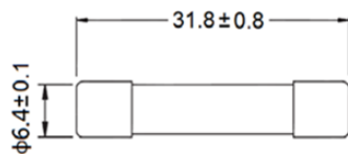
\* DC Cold Resistance are measured at <10% of rated current in ambient temperature of 25°C

\* Typical Pre-arcing I<sup>2</sup>t are measured at 10In Current

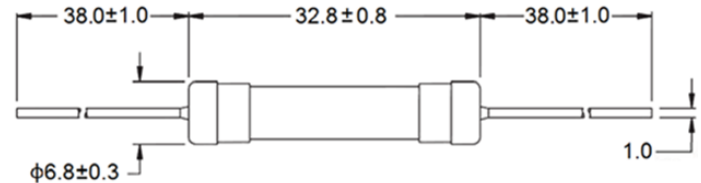
\* Self-certified for 500Vac/10000A Breaking Capacity

### Dimension (mm) and ordering PN with lead Wire

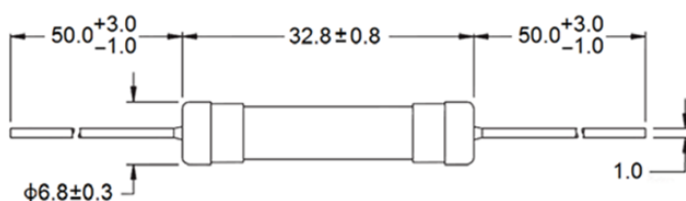
HV682.XX



HV682.XXP



HV682.XXP-L



**500VAC, 6x32mm, Fast Acting Fuse  
HV682.XX Series**

**Soldering Parameter**

Wave Soldering:

Solder Pot Temperature: 270°C Max.

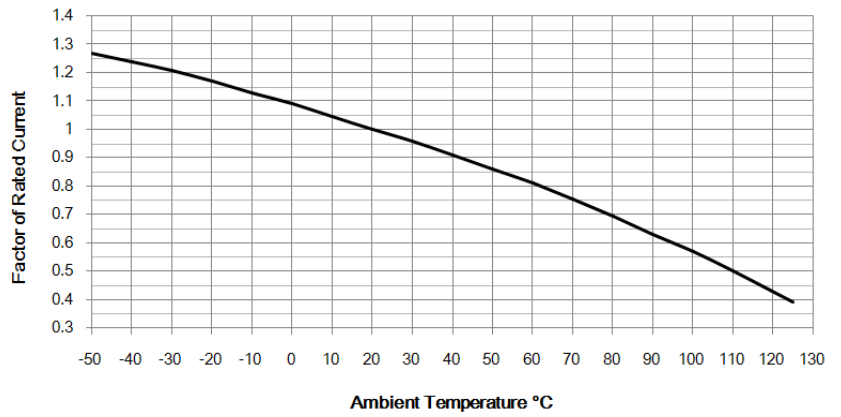
Solder Dwell Time: 10s Max.

Hand-Solder:

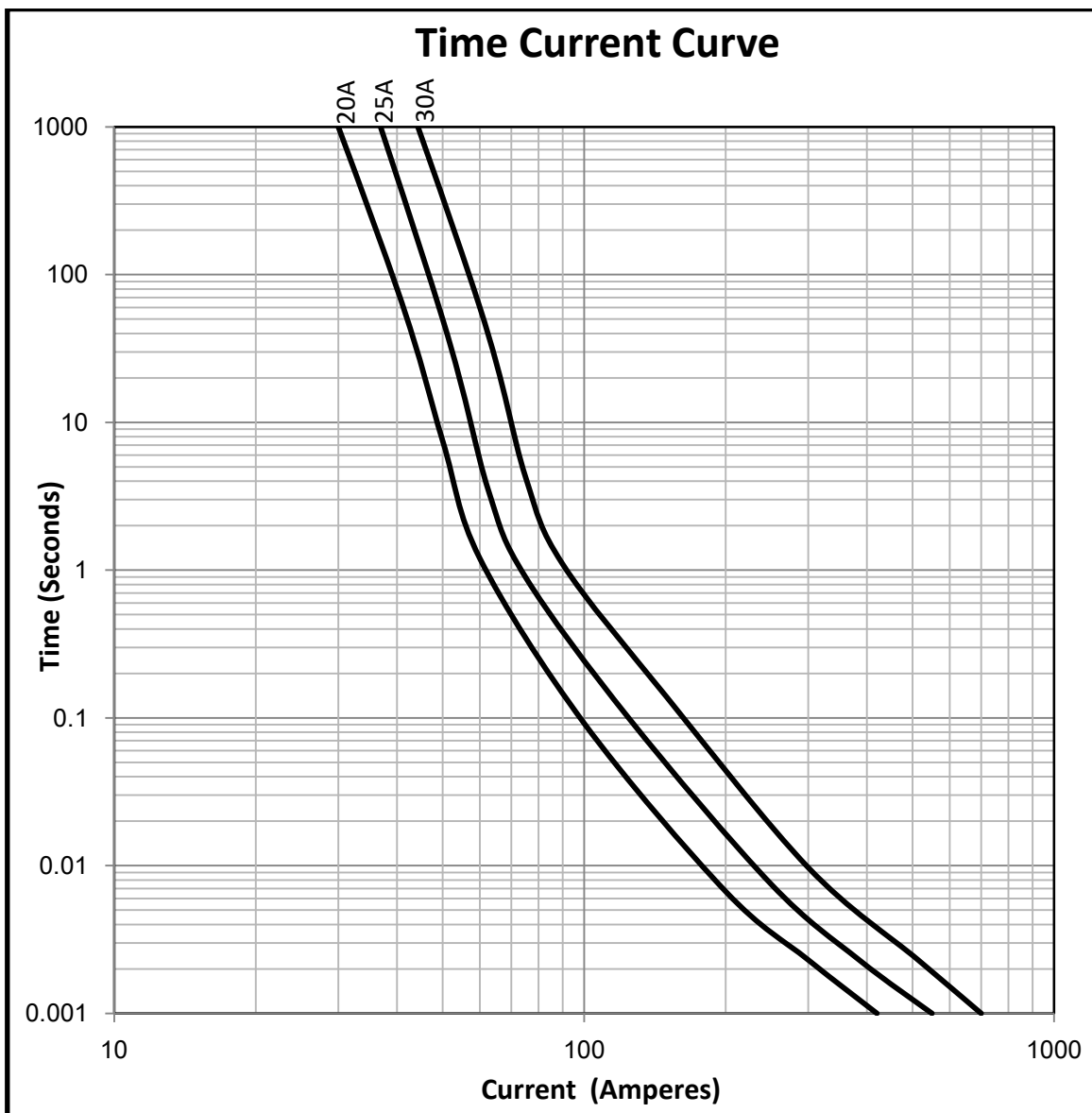
Solder Iron Temperature: 350°C +/- 5°C

Heating Time: 5s Max.

**Temperature Re-Rating Curve**



**Time Current Curve**



500VAC, 6x32mm, Fast Acting Fuse  
HV682.XX Series

**Product Characteristics**

Product Marking	Marking On Fuse Tube: Brand name, Product Series, Rated Current and Voltage, Agency approval mark
Operating Temperature	-50°C to 125°C
Terminal Strength	MIL-STD-202, Method 211, Test Condition A
Lead Solderability	MIL-STD-202, Method 208
Mechanical Vibration	MIL-STD-202, Method 201
Thermal Shock	MIL-STD-202, Method 107, Test Condition B (5 cycles -65°C to 125°C)
Humidity	MIL-STD-202, Method 103, Test Condition A: 95%RH and 40°C for 240 hours