

ADVANCED SURGETECH MATERIALS
1206 Slow Blow SMD Fuses

12 110 Series


Description

12 110 Series are the fuses set the industry standard for performance, reliability and quality. The solder-free design provides excellent on-off and temperature cycling characteristics during use and also makes our SMD fuses more heat and shock tolerant than typical subminiature fuses.



Rated Current	Electrical Characteristics					
	1.0In	2.0In	2.5In	3.0In	3.5In	10.0In
0.63A~3A	4 hour min.	1sec – 60sec	5 sec max.	0.1sec – 3sec	-	0.2ms – 20ms
3.5~5A	4 hour min.	-	5 sec max.	0.1sec – 3sec	-	0.2ms – 20ms
6A~30A	4 hour min.	-	-	-	5 sec max.	0.2ms – 10ms

Features

- High inrush current withstanding capability
- AEC-Q200 Automotive Grade Certified
- Compatible with reflow and wave solder
- Ceramic and glass construction
- Excellent environmental integrity
- One time positive disconnect
- Lead Free and Halogen free material

Specifications

Specification								
Part No.	Rated		Rated Current (A)	Breaking Capacity (A) ¹	Typical Cold Resistance (mOhms) ²	Typical Voltage Drop (mV)	Typical Pre-Arcing I ² t (A ² Sec) ³	Alpha Mark
	Voltage							
	DC							
12.110.0.63	72V	63V	0.63	50A	1080	950	0.009	B
12.110.0.75			0.75	50A	850	900	0.01	0.75
12 110.1			1	50A	480	510	0.11	H
12 110.1.25			1.25	50A	330	500	0.15	H
12 110.1.5			1.5	50A	230	465	0.17	K
12 110.1.75			1.75	50A	180	450	0.20	E
12 110.2			2	50A	135	316	0.41	N
12 110.2.5			2.5	50A	75	240	0.68	O
12 110.3			3	50A	47	187	1.5	P
12 110.3.5			3.5	50A	38	180	2	R
12 110.4			4	50A	34	173	2.5	S
12 110.4.5	32V	24V	4.5	50A@32Vdc 300A@24Vdc	29	164	2.65	X



ADVANCED SURGETECH MATERIALS

1206 Slow Blow SMD Fuses

12 110 Series

Rev.: June, 2020



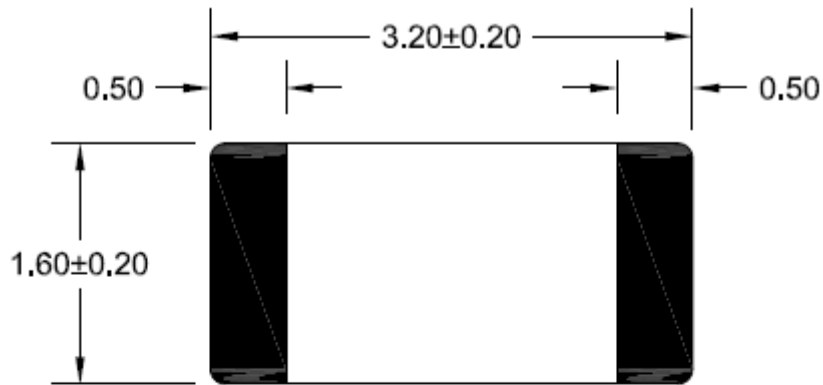
12 110.5			5	50A@32Vdc 300A@24Vdc	24	145	4	T
12 110.6			6	50A@32Vdc 300A@24Vdc	16	140	12	F
12 110.7			7	50A@32Vdc 300A@24Vdc	12.3	130	14	7
12 110.8	32V	24V	8	300A@24Vdc 150A@32Vdc	8.3	123	16	M
12 110.10			10	300A@24Vdc 150A@32Vdc	6.5	110	22	U
12 110.12			12	300A@24Vdc 150A@32Vdc	5	85	11.5	12
12 110.12A ⁴			12	300A@24Vdc 150A@32Vdc	5.3	80	40	W
12 110.15			15	300A@24Vdc 150A@32Vdc	3.7	78	16.5	15
12 110.15A ⁴			15	300A@24Vdc 150A@32Vdc	4.5	85	45	Y
12 110.20			20	300A@24Vdc 150A@32Vdc	3.4	80	50	Q
12 110.25			25	300A@24Vdc 150A@32Vdc	1.6	90	60	L
12 110.30			30	300A@24Vdc 150A@32Vdc	1.3	90	100	Z

1. DC Interrupting Rating (Measured at rated voltage, time constant of less than 50 microseconds, battery source)
 2. DC Cold Resistance are measured at <10% of rated current in ambient temperature of 25°C
 3. Typical Pre-arcing I²t are measured at 10I_n Current
Choice fuse for surge application (USB charger etc.), make sure the I²t of fuse is 4 times than surge.
 4. 12 110.12A&15A are higher I²t version than 12 110.12&15.
- Specifications are subject to change without notice. Application testing is strongly recommended.

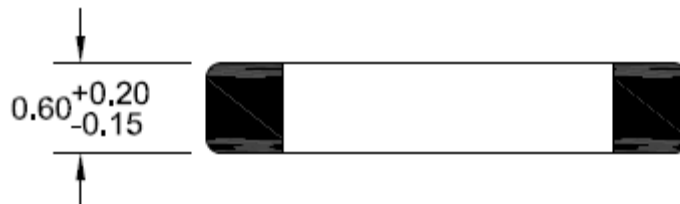
Dimension

Drawing not to scale (Unit: mm)

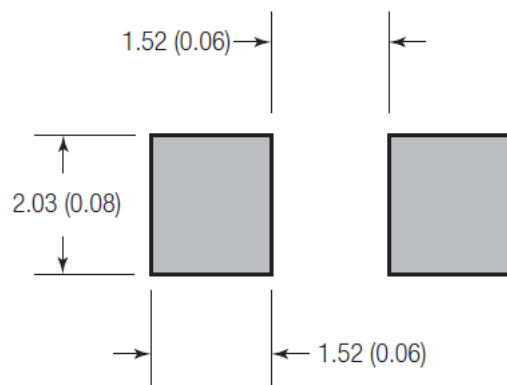
Top view



Side view



Recommended land pattern

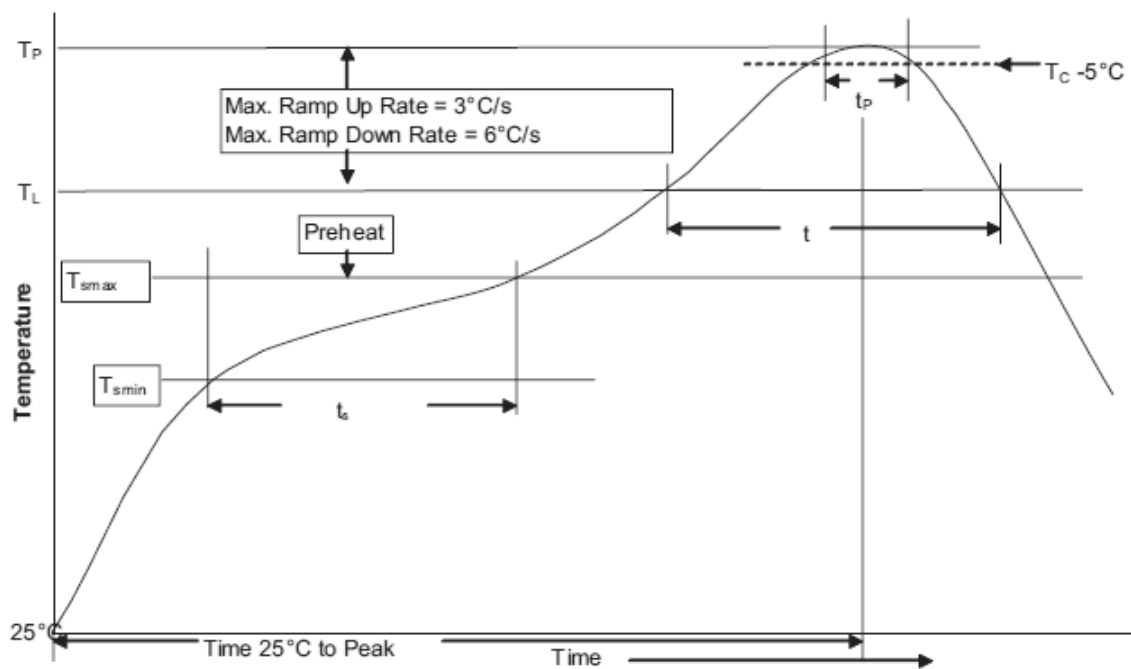


Unit: mm(inch)

Soldering method

- Wave solder
 - Reservoir temperature: 260°C
 - Time in reservoir: 10 seconds maximum
- Infrared reflow
 - Temperature: 260°C
 - Time: 30 seconds maximum

Solder reflow profile



Profile Feature		Lead(Pb) free solder
Preheat and soak	• Temperature min.(T_{smin})	150°C
	• Temperature max. (T_{smax})	200°C
	• Time (T_{smin} to T_{smax}) (t_s)	60 - 120 Seconds
Average ramp up rate T_{smax} to T_p		3°C / Second Max.
Liquidous temperature (T_L)		217°C
Time at liquidous (t_L)		60 - 150 Seconds
Peak package body temperature (T_P)		260°C
Time (t_p) within 5°C of the specified classification temperature (T_C)		30 Seconds
Average ramp-down rate (T_P to T_{smax})		6°C / Second Max.
Time (25°C to Peak Temperature)		8 Minutes Max.



ADVANCED SURGETECH MATERIALS
1206 Slow Blow SMD Fuses

12 110 Series

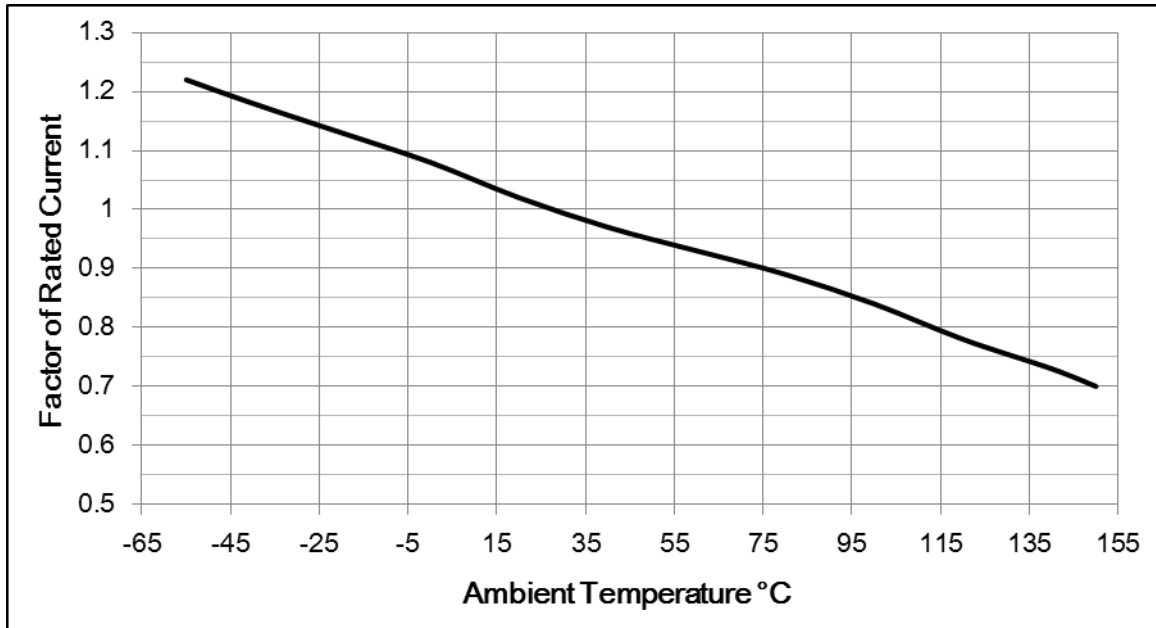
Rev.: June, 2020



Temperature Derating Curve

Normal ambient temperature: 23+/-3°C

Operating temperature: -55 ~ 150°C, with proper correction factor applied



Package

3000 fuses on 8mm tape-and-reel on a 7 inch (178mm) reel per EIA Standard 481.

--- End of Document ---