

Power Battery Packs Protection Series

PB01 Series

Description

- Design for power battery packs overload and short circuit protection
- Surface mount design to save space
- Ceramic Square body with Silver plated end cap
- Designed to UL248-1
- Fully compatible with lead-free solder and high temperature profile associated with lead-free assembly



Electrical Characteristics

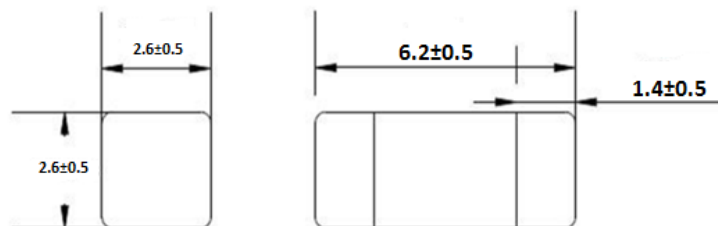
Electrical Characteristics	
1.0In	4 hour min.
2.0In	<60s

Specifications

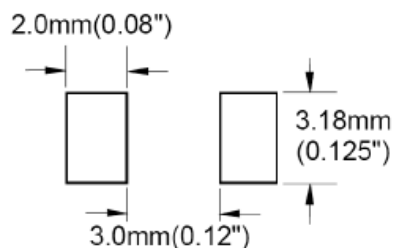
Specification							
Part No.	Dimensions	DC Rated Voltage (V)	Rated Current (A)	Breaking Capacity	Typ. Cold Resistance (mΩ)	Typ. Voltage drop (mV)	Typical Pre-Arcing I ² t (A ² Sec) *
PB01020	2410	72	20	500A@72VDC	2.3	60	210
PB01025	2410	72	25		1.7	55	400
PB01030	2410	72	30		1.2	50	900
PB01040	2410	63	40	500A@63VDC	0.9	50	1600

*Typical Pre-arcing I²t are measured at 10In Current.

Dimension (mm)



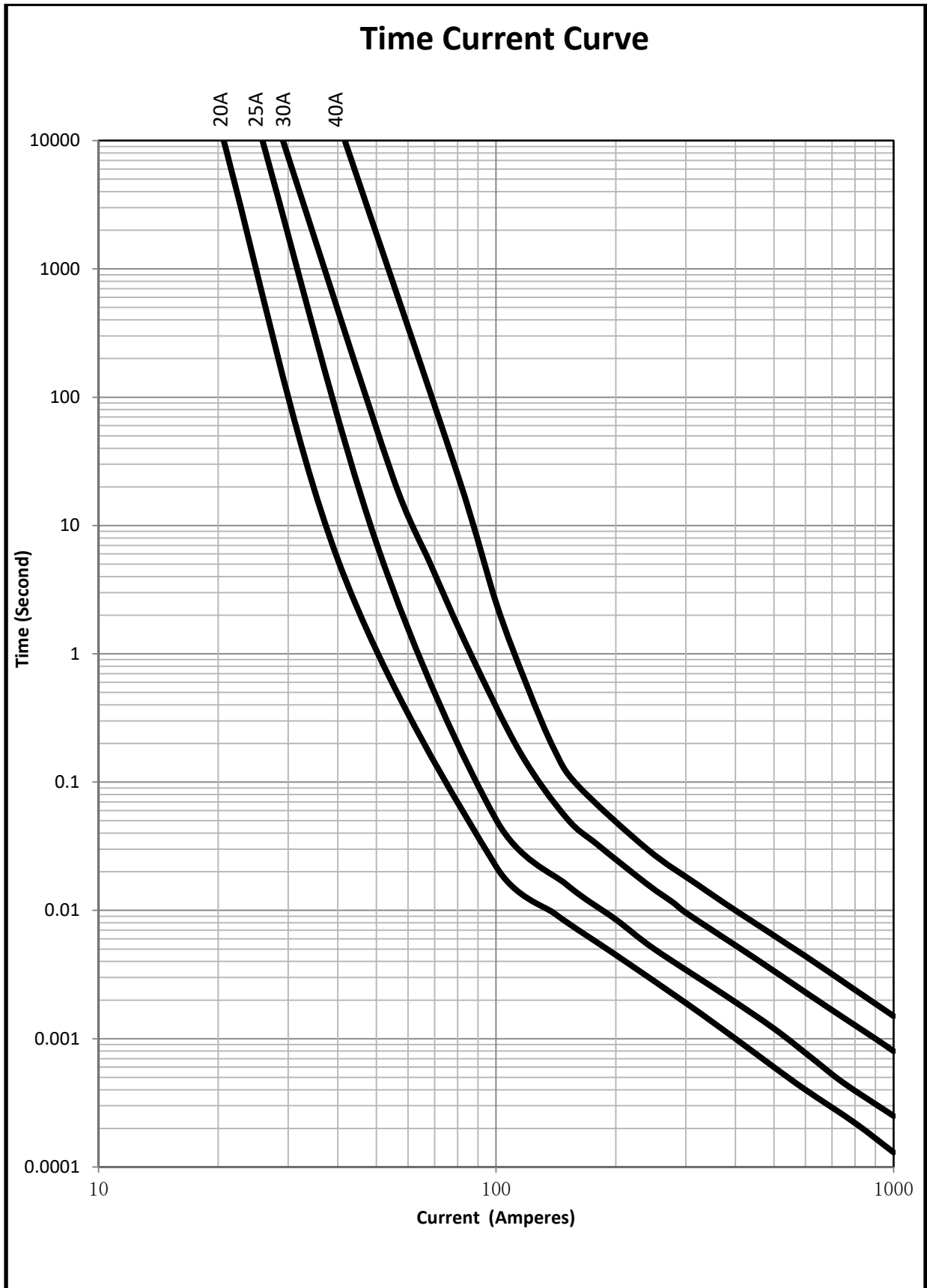
Recommended Pad Layout :



Note: Minimum copper layer thickness = 100um.

Recommend solder thickness is 0.15mm.

Power Battery Packs Protection Series
PB01 Series



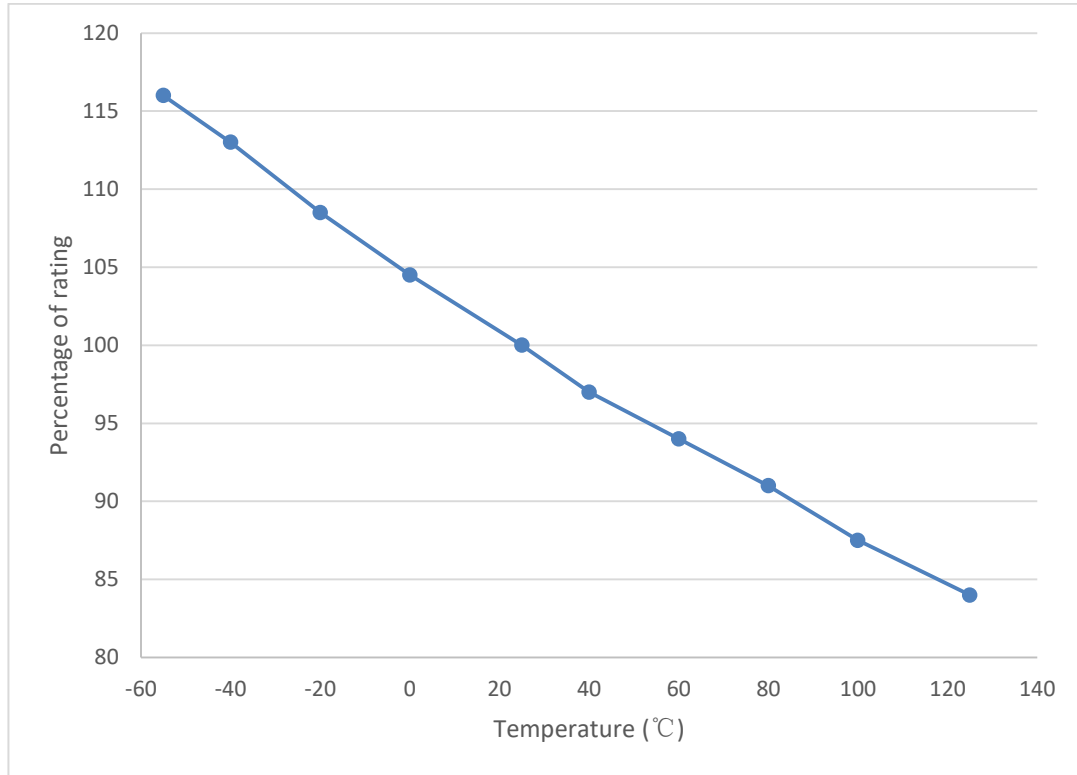
Power Battery Packs Protection Series PB01 Series

Temperature Derating Curve

Normal Operating Temperature: 25°C ± 2°C

Operating Temperature: -55°C to 125°C with proper correction factor applied.

Chart of correction factor



Storage Temperature: -55°C to 125°C

Package and Minimum order QTY

1000pcs fuses in tape (width 12mm) and reel (dia. 7inch).

- End of Document -